




Customer Service Week Directions Daze Solution

- | | | |
|---|----------------------------|---|
| 1. Print the words Customer Service Week, without spaces between the words. | <u>CUSTOMERSERVICEWEEK</u> |  |
| 2. Remove all of the vowels except E. | <u>CSTMERSERVCEWEEK</u> | |
| 3. Replace any double letters with B. | <u>CSTMERSERVCEWBK</u> | |
| 4. Remove both Rs. | <u>CSTMESEVCEWBK</u> | |
| 5. Switch the position of the last E and K. | <u>CSTMESEVCKWBE</u> |  |
| 6. Replace the 8th consonant with A. | <u>CSTMESEVCAWBE</u> | |
| 7. Remove the first five consonants, but skip C. | <u>CEECAWBE</u> | |
| 8. Place an L between all double letters. | <u>CELECAWBE</u> |  |
| 9. Remove the second repeated consonant. | <u>CELEAWBE</u> | |
| 10. Switch the position of letters five and seven. | <u>CELEBWAE</u> | |
| 11. Replace the W with R. | <u>CELEBRAE</u> | |
| 12. Add a T between the last two vowels. | <u>CELEBRATE</u> | |